Colour, say and write

Say it. Trace it. Try it. Colour or paint.

Make the letter



octopus

Adult: Start near the top and travel all the way around the octopus shape to meet the start again.
Say the sound: Round your mouth for the short o sound at the beginning of octopus, keeping your usual pronunciation.

Trace it. Then try a few of your own.

o o

Picture word: trace it if you like.

octopus

Copy the word here if you want to.

Large lowercase o

Follow the arrows with a finger. Trace o, then try it.



Begin near the top right. Curve left and all the way around, meeting the start to close the round shape.

Listen for short o inside dog, pot and fox with an adult. Keep your family's usual pronunciation.

Trace it. Then try a few of your own.

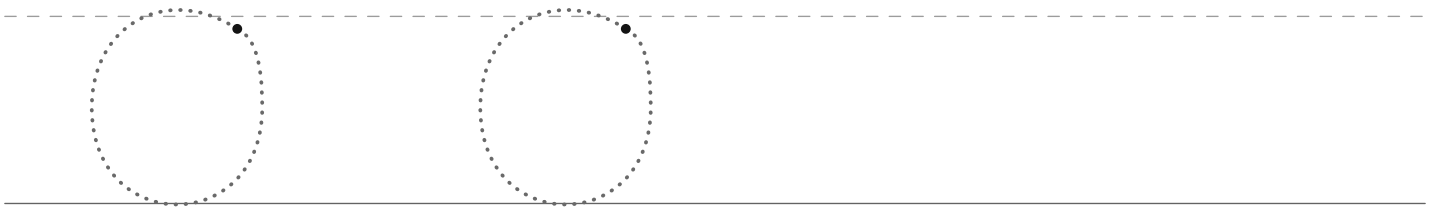

Find lowercase o

Circle or colour each o. An adult can name the letters.

o	a	c	o
c	o	o	a
a	o	c	o

o closes all the way around. c has an opening; a adds a right stem. Find six round o letters.

Trace it. Then try a few of your own.



o in little words

Say the words together. Trace or copy only if you like.

Adult: name the dog, cooking pot and fox. Find the middle o. Keep your family's pronunciation of these words.



d<u>o</u>g

dog



p<u>o</u>t

pot

f<u>o</u>x

fox

Dog by a pot

Colour the picture. Trace o. Try a word if you like.

Say dog and pot with an adult. Listen for short o in the middle, using your family's pronunciation.

Trace it. Then try a few of your own.

o o

Optional: trace a word. Copy one if you like.

dog pot