Colour, say and write

Say it. Trace it. Try it. Colour or paint.

Make the letter

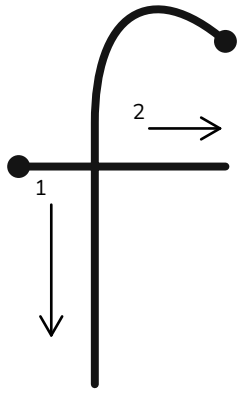



flamingo

Adult: Curve into the long downstroke towards the flamingo's foot. Lift your pencil and add the short line across its wings.

Say the sound: Rest your upper teeth lightly near your lower lip and let air flow for f, as at the start of flamingo.

Trace it. Then try a few of your own.

f f

Picture word: trace it if you like.

flamingo

Copy the word here if you want to.

Large lowercase f

Follow the arrows with a finger. Trace f, then try it.

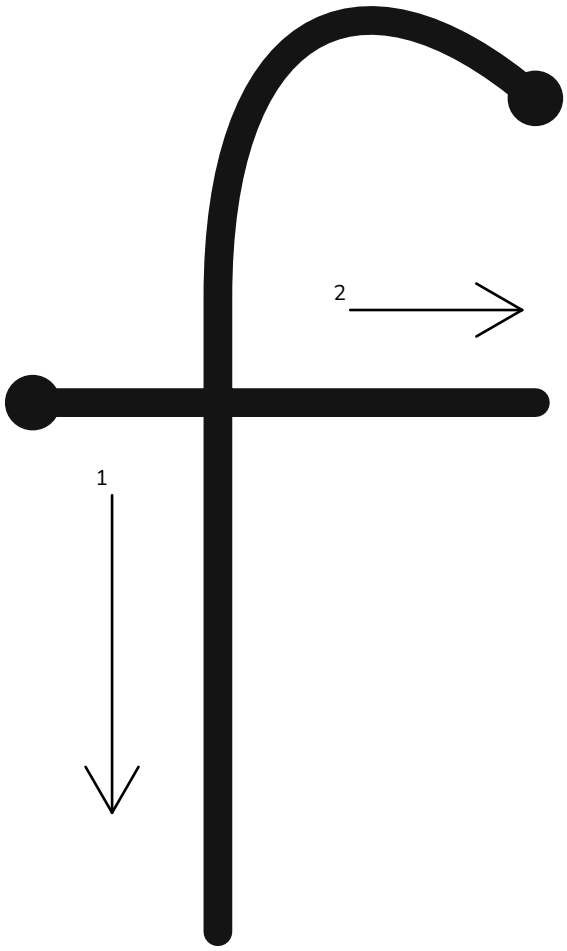



Curve over the top and come down the long stem. Lift your pencil, then add the short crossing line.

Say fan, fit and fox with an adult. Listen for the air sound f at the start.

Trace it. Then try a few of your own.

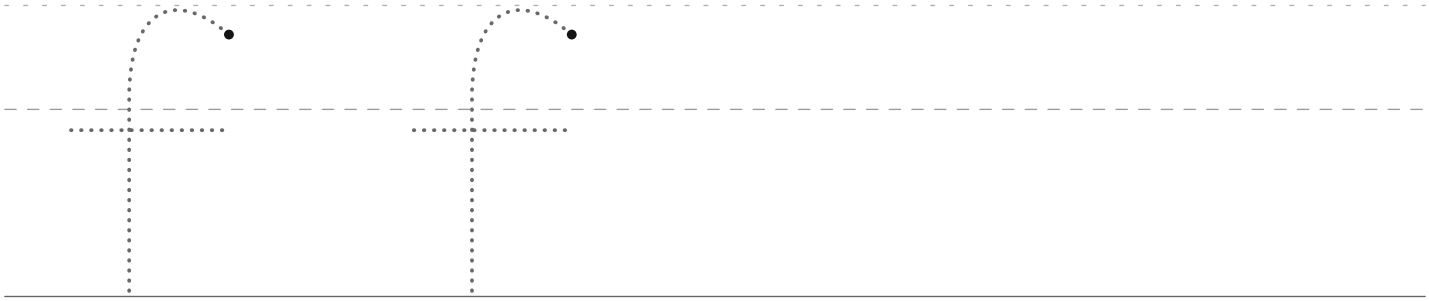

Find lowercase f

Circle or colour each f. An adult can name the letters.

f t l f

l f f t

t f l f

Look for the curved top and crossing line of f. Compare it with crossed t and the uncrossed tall stroke of l.

Trace it. Then try a few of your own.



f in little words

Say the words together. Trace or copy only if you like.

Say fan, fit and fox. Adult: fit means the block fits the matching hole. Find f at the START of each word.



fan

fan

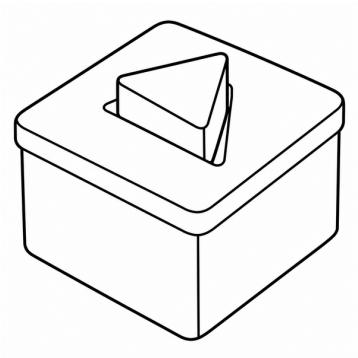

fit

fit

fox

fox

Fox with a fan

Colour the picture. Trace f. Try a word if you like.



Name the fox and table fan with an adult. Listen for f at the start of both words.

Trace it. Then try a few of your own.

f f

Optional: trace a word. Copy one if you like.

fox fan