Colour, say and write

Say it. Trace it. Try it. Colour or paint.

Make the letter

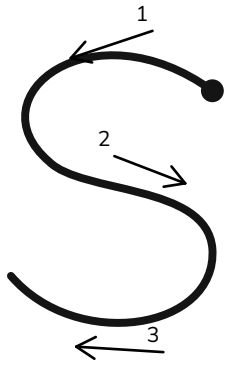



snake

Adult: Begin at the snake's head. Curve one way, then the other, travelling down towards its tail.
Say the sound: Let air hiss gently between your teeth for s, as at the start of snake.

Trace it. Then try a few of your own.

s s

Picture word: trace it if you like.

snake

Copy the word here if you want to.

Colour, say and write

Say it. Trace it. Try it. Colour or paint.

Make the letter

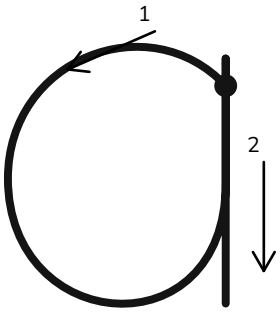



astronaut

Adult: Travel around the helmet shape, return to its upper right and bring the stroke down to the line.

Say the sound: Open your mouth wide and make short a at the back of your mouth, as in astronaut. Keep your family's pronunciation.

Trace it. Then try a few of your own.

a a

Picture word: trace it if you like.

astronaut

Copy the word here if you want to.

Colour, say and write

Say it. Trace it. Try it. Colour or paint.

Make the letter

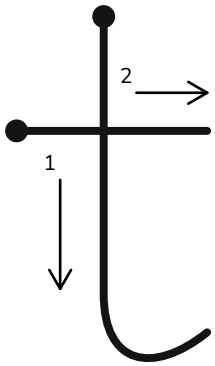

tiger

Adult: Start above the tiger's body and draw down. Lift your pencil and add the short line across its neck.
Say the sound: Touch your tongue just behind your upper teeth and release a short t, as at the start of tiger.

Trace it. Then try a few of your own.

t t

Picture word: trace it if you like.

tiger

Copy the word here if you want to.

Colour, say and write

Say it. Trace it. Try it. Colour or paint.

Make the letter

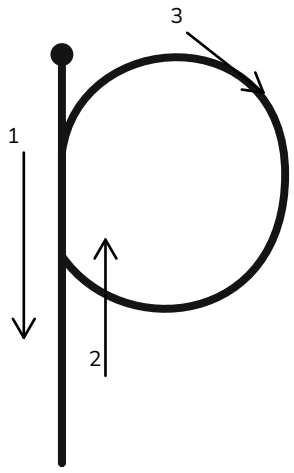



penguin

Adult: Draw down the penguin's back, below the writing line. Return up the stem and curve around its head.
Say the sound: Close your lips, then release them for a short p at the start of penguin.

Trace it. Then try a few of your own.

p p

Picture word: trace it if you like.

penguin

Copy the word here if you want to.

Colour, say and write

Say it. Trace it. Try it. Colour or paint.

Make the letter

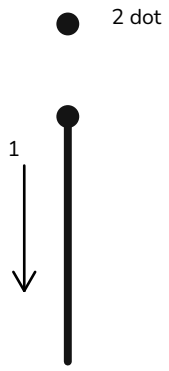



iguana

Adult: Bring the short stroke down the iguana. Lift your pencil and place a dot above it.

Say the sound: Pull your lips back and make short i at the back of your mouth, as in iguana. Use your usual pronunciation.

Trace it. Then try a few of your own.

Picture word: trace it if you like.

iguana

Copy the word here if you want to.

Colour, say and write

Say it. Trace it. Try it. Colour or paint.

Make the letter

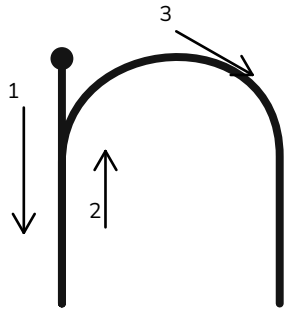



net

Adult: Draw down, travel back up the stem and curve over the net before coming down again.
Say the sound: Place your tongue behind your upper teeth and hum the n sound at the start of net.

Trace it. Then try a few of your own.

Picture word: trace it if you like.

Copy the word here if you want to.

Colour, say and write

Say it. Trace it. Try it. Colour or paint.

Make the letter

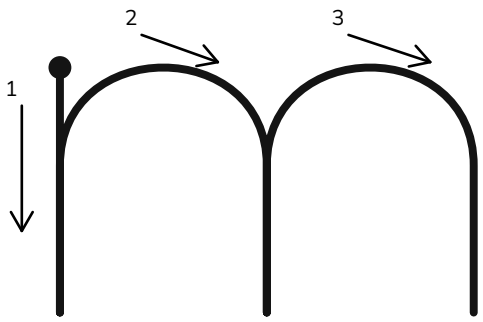



mouse

Adult: Draw down, return up and curve over the first ear. Return up once more and curve over the second ear.
Say the sound: Keep your lips together and hum m, as at the beginning of mouse.

Trace it. Then try a few of your own.

m m

Picture word: trace it if you like.

mouse

Copy the word here if you want to.

Colour, say and write

Say it. Trace it. Try it. Colour or paint.

Make the letter

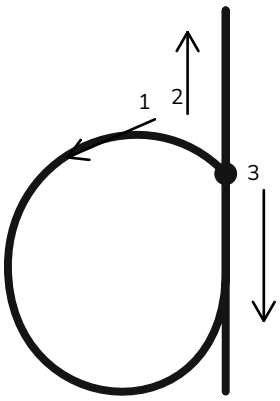



duck

Adult: Curve around the duck's body, travel up towards its head and draw the tall stroke down to the line.
Say the sound: Touch your tongue near the front of your upper mouth and release a quick d, as at the start of duck.

Trace it. Then try a few of your own.

Picture word: trace it if you like.

Copy the word here if you want to.

Colour, say and write

Say it. Trace it. Try it. Colour or paint.

Make the letter

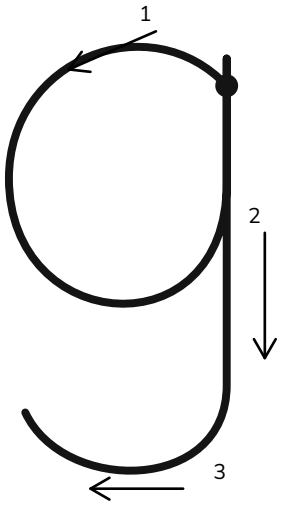



goat

Adult: Go around the goat's face, come down the right side and curl underneath, below the writing line.

Say the sound: Smile broadly to show your teeth. Raise the middle of your tongue to the top/back of your mouth, then release down and forward for g in goat.

Trace it. Then try a few of your own.

g g

Picture word: trace it if you like.

goat

Copy the word here if you want to.

Colour, say and write

Say it. Trace it. Try it. Colour or paint.

Make the letter



octopus

Adult: Start near the top and travel all the way around the octopus shape to meet the start again.

Say the sound: Round your mouth for the short o sound at the beginning of octopus, keeping your usual pronunciation.

Trace it. Then try a few of your own.

Picture word: trace it if you like.

octopus

Copy the word here if you want to.

Colour, say and write

Say it. Trace it. Try it. Colour or paint.

Make the letter





cat

Adult: Begin near the top right and curl around the cat, leaving the right side open.

Say the sound: Make a small smile, flatten your tongue and move it up towards the top of your mouth for /k/, as the c in cat.

Trace it. Then try a few of your own.

Picture word: trace it if you like.

Copy the word here if you want to.

Colour, say and write

Say it. Trace it. Try it. Colour or paint.

Make the letter

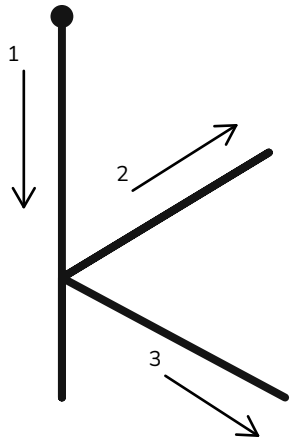

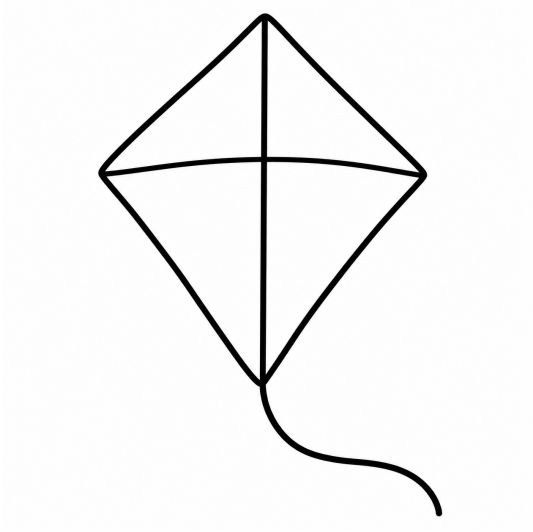

kite

Adult: Draw the kite's tall stem down and return to its middle. Slant up to the upper corner, come back to the middle and slant down towards the lower corner.

Say the sound: With a small smile and a flat tongue, move your tongue up towards the top of your mouth for /k/ in kite, the same sound as c in cat.

Trace it. Then try a few of your own.

Picture word: trace it if you like.

Copy the word here if you want to.

Colour, say and write

Say it. Trace it. Try it. Colour or paint.

Make the letter

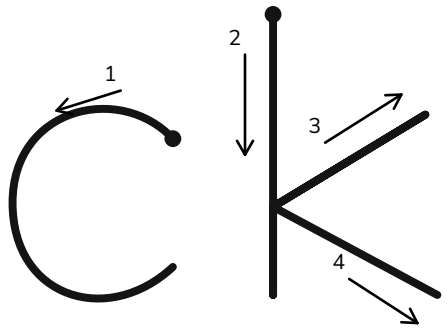



sock

Adult: Make c's open curve, then lift your pencil and leave a small gap. Draw k down, return to the middle and slant up; return to the junction and slant down and out.

Say the sound: Say sock and listen for /k/ at the END. Use a small smile and move a flat tongue upwards in your mouth. Here c and k represent one final sound.

Trace it. Then try a few of your own.

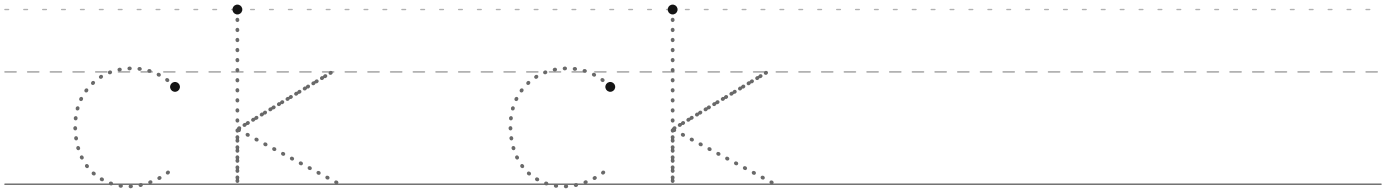

Picture word: trace it if you like.

Copy the word here if you want to.

Colour, say and write

Say it. Trace it. Try it. Colour or paint.

Make the letter

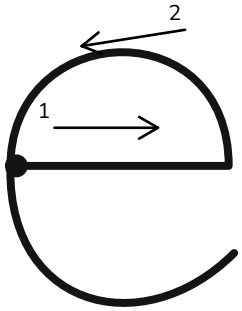



elephant

Adult: Begin with the short line across the eye area, then curve around and down like the elephant's curling trunk.
Say the sound: Open your mouth wide for short e at the start of elephant, using your usual pronunciation.

Trace it. Then try a few of your own.

e e

Picture word: trace it if you like.

elephant

Copy the word here if you want to.

Colour, say and write

Say it. Trace it. Try it. Colour or paint.

Make the letter

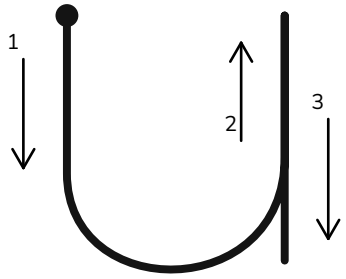



umbrella

Adult: Travel down and around the umbrella curve, rise on the right and bring the final stroke back down to the line.

Say the sound: Open your mouth wide for short u in umbrella. Use your family's pronunciation; the letter name 'you' is a different sound.

Trace it. Then try a few of your own.

u u

Picture word: trace it if you like.

umbrella

Copy the word here if you want to.

Colour, say and write

Say it. Trace it. Try it. Colour or paint.

Make the letter

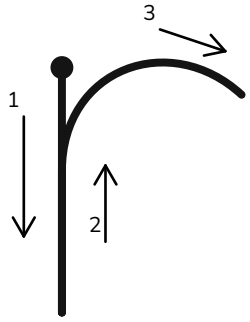



rainbow

Adult: Come down from the cloud to the line, travel back up and curve over the small rainbow shoulder.

Say the sound: Show your teeth and hold the r sound in rainbow briefly, in the way your family or school uses it. Listen before writing.

Trace it. Then try a few of your own.

Picture word: trace it if you like.

Copy the word here if you want to.

Colour, say and write

Say it. Trace it. Try it. Colour or paint.

Make the letter

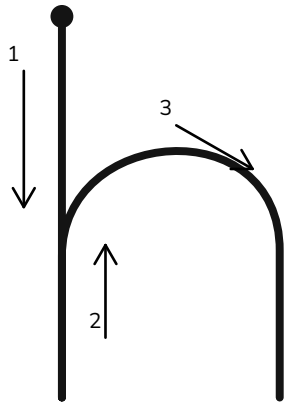



helicopter

Adult: Draw the tall stroke down, travel back up and curve over the helicopter's rounded shape before coming down again.

Say the sound: Open your mouth and let a short breath out for h, as at the start of helicopter.

Trace it. Then try a few of your own.

Picture word: trace it if you like.

Copy the word here if you want to.

Colour, say and write

Say it. Trace it. Try it. Colour or paint.

Make the letter

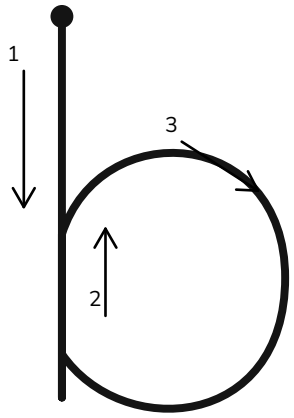

bear

Adult: Come down the bear's tall back. Travel back up the stem and curve around its tummy to meet the line.
Say the sound: Bring your lips together, then open them for a short b at the beginning of bear.

Trace it. Then try a few of your own.

b b

Picture word: trace it if you like.

bear

Copy the word here if you want to.

Colour, say and write

Say it. Trace it. Try it. Colour or paint.

Make the letter

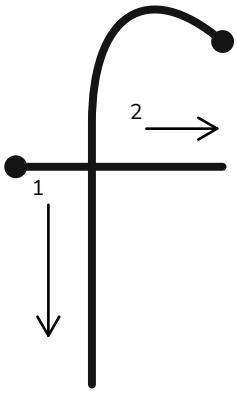



flamingo

Adult: Curve into the long downstroke towards the flamingo's foot. Lift your pencil and add the short line across its wings.

Say the sound: Rest your upper teeth lightly near your lower lip and let air flow for f, as at the start of flamingo.

Trace it. Then try a few of your own.

f f

Picture word: trace it if you like.

flamingo

Copy the word here if you want to.

Colour, say and write

Say it. Trace it. Try it. Colour or paint.

Make the letter

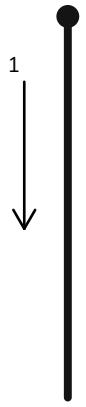

lollipop

Adult: Begin at the top of the lollipop stick and bring the long stroke down to the writing line.
Say the sound: Touch your tongue just behind your upper teeth for l, as at the start of lollipop.

Trace it. Then try a few of your own.

Picture word: trace it if you like.

lollipop

Copy the word here if you want to.

Big u

Finger trace it. Paint it. Try it.

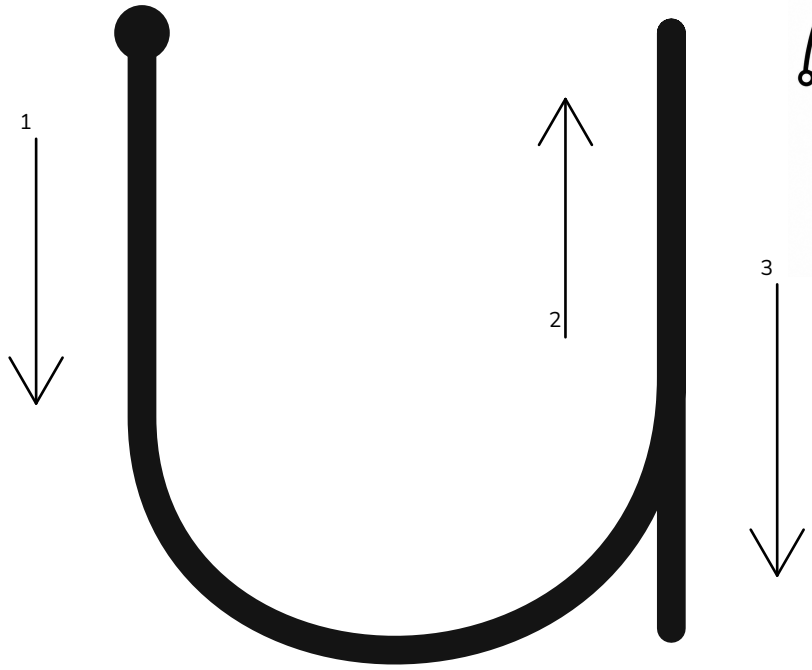

Start at the dot. Follow the numbered arrows in order.

Begin at the marked start. Go down, curve around and rise on the right, then come back down to the line.

Say the short u at the start of umbrella, then follow the large movement together.

Trace it. Then try a few of your own.

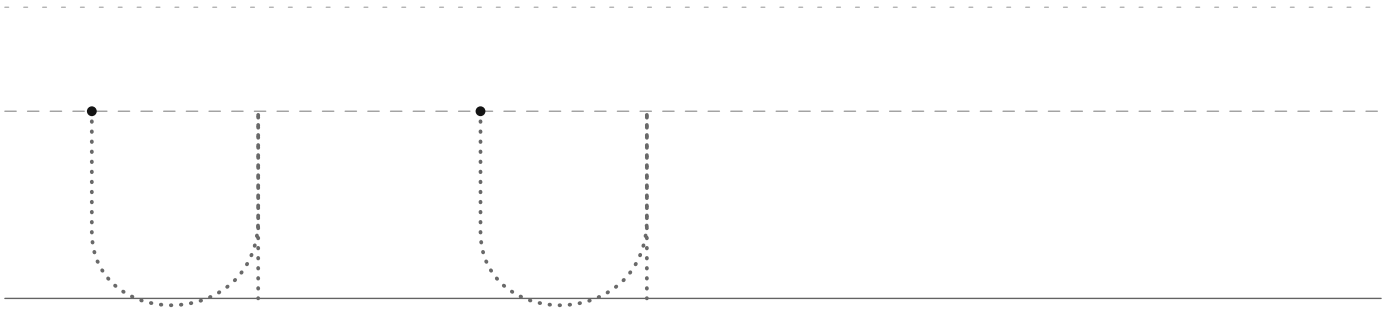

Find u

Circle or colour each u. Look carefully at n.

u	n	a	u
n	u	m	u
u	n	u	o

An adult can name each letter with you. The top of u is open.

Look for the open top of u. Start at the marked point, curve down and around, then finish with the right downstroke.

Trace it. Then try a few of your own.

u in little words

Say it together. Colour, trace and copy if you like.

Say sun, mug and bus together. Listen for the short u sound inside each word.



s u n

s u n



m u g

m u g

b u s

b u s

Duck in the mud

Colour or paint. Trace u. Try a word if you like.



Say mud and duck together. Listen for short u; at the end of duck, ck represents one /k/ sound.

Trace it. Then try a few of your own.

u u

Optional: trace mud or duck. Copy one if you like.

mud duck